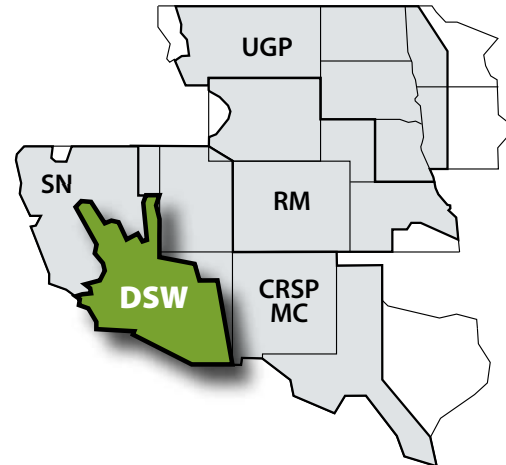


DSW at a glance

Desert Southwest is one of four regions of the Western Area Power Administration that, along with a management center, are responsible for selling hydropower generated at federal hydropower dams in their service territory to mostly not-for-profit preference power customers. DSW's almost 200 employees also operate and maintain electrical infrastructure in Arizona, Nevada and California, in partnership with other neighboring utilities, to ensure continuous electricity is delivered to communities.

DSW has one project with only transmission facilities, Pacific Northwest-Pacific Southwest Intertie; one coal-fired project, Central Arizona Project; and two hydroelectric power projects, Boulder Canyon and Parker-Davis projects. The coal-fired and hydropower projects also have accompanying transmission facilities.



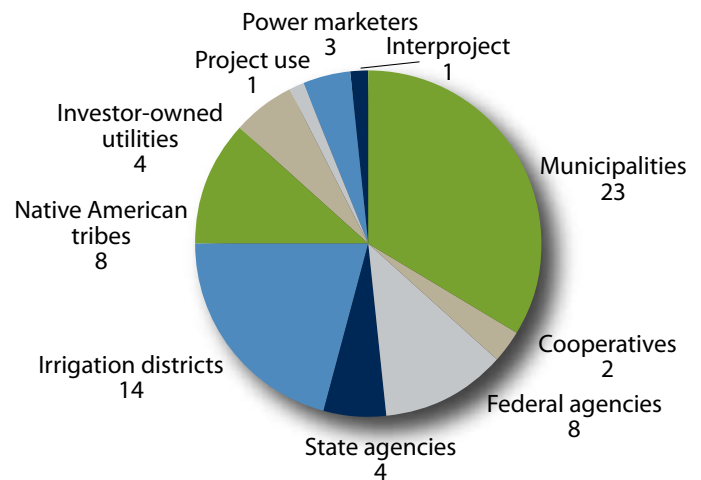
MARKETING PROFILE (MWh)	FY 2015
Long-term energy sales	4,872,150
Boulder Canyon	3,449,605
Parker-Davis	1,422,545
Other energy sales	
Central Arizona	1,091,967
Total	5,964,117

FINANCIAL PROFILE (\$ in millions)	FY 2015
Sales of electric power	137.8
Boulder Canyon	61.0
Parker-Davis	13.5
Central Arizona	64.1
Transmission and other operating revenues	103.4
Boulder Canyon	1.2
Parker-Davis	48.7
Central Arizona	13.3
Pacific NW-SW Intertie	40.2
Gross operating revenues	242.0
Boulder Canyon	62.2
Parker-Davis	62.2
Central Arizona	77.4
Intertie	40.2
Total operating expenses	82.5
Boulder Canyon	1.3
Parker-Davis	53.0
Central Arizona	9.3
Intertie	18.9

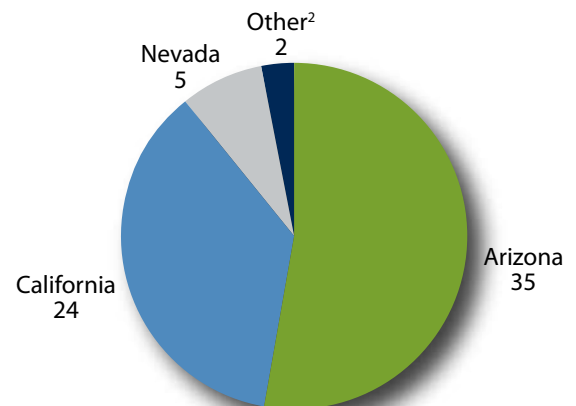
ANNUAL COMPOSITE RATE	FY 2015
Boulder Canyon	16.28 mills/kWh
Parker-Davis	9.44 mills/kWh
Firm point to point	\$15.36/kW/year
Intertie firm point to point	\$19.32/kW/year
Central Arizona firm point to point	\$13.56/kW/year

CUSTOMERS	FY 2015
Power customers	68
Firm electric service	49
Term, seasonal, nonfirm and peaking (other)	18
Project use	1

POWER CUSTOMERS BY CATEGORY



POWER CUSTOMERS BY STATE¹



¹ Excludes project-use and interproject customers.

² States included in the "Other" category fall outside DSW's marketing and service areas.

DSW POWERPLANTS

	River	State	Installed capacity (MW)	Net generation (GWh)
Boulder Canyon				
Hoover Dam ¹	Colorado	AZ, NV	2,074	3,582
Parker Davis				
Davis	Colorado	AZ	255	1,126
Parker	Colorado	CA	60	215
Central Arizona				
Navajo coal plant	N/A	AZ	574	3,839 ²

¹ Excludes 4.8 MW reserved for plant use but included in number of units.

² U.S. share of plant capacity is 24.3 percent of 2,250 MW plant.



ASSETS	FY 2015
Powerplants	4
Installed capability (MW)	2,963
Net generation (GWh)	8,762
Substations	75
Transmission line miles	2,556.06
Transformers	40
Communication sites	86

